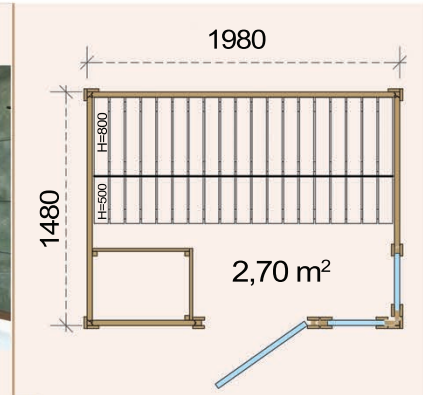

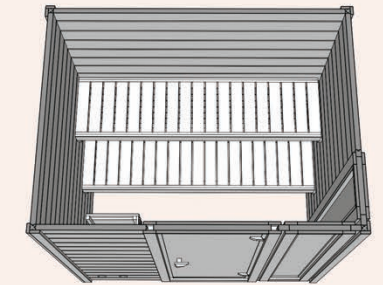


# MINI



A



A 4k198x148L2

34mm

1980x1480

2110

2160

0

0°/2,66m<sup>2</sup>

Insulated

—

690 x 1900 2x530x1890

2200 x 1200 x 650

343 kg.